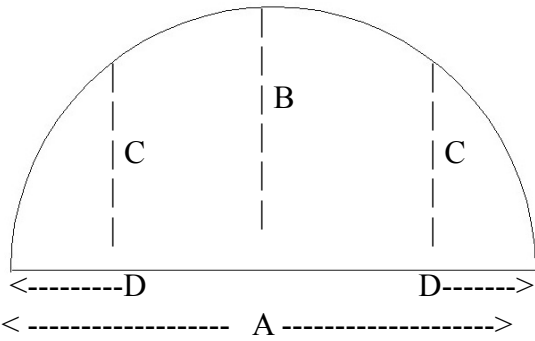
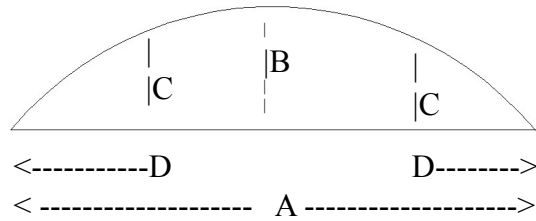


Profile: Flexible ResinMold™

1) ARCH - True 1/2 Circle & Eyebrow Elevation Drawing



Eyebrow



Provide Inside Measurements

Horizontal A = _____ Center Rise B = _____ Mid Rise C = _____

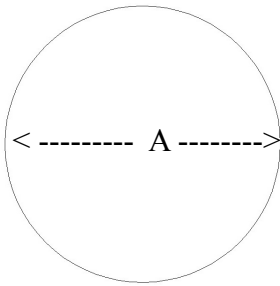
D = Distance to Side from C _____ Number of Arches: _____

2) CIRCLE

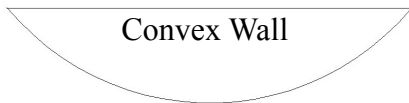
Diameter A _____

or Circumference _____

of Circles _____

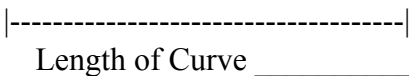


3) CURVED WALL Plan View Drawings



Convex Wall

A = Depth = _____

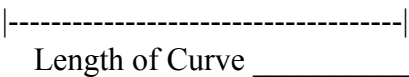


Length of Curve _____



Concave Wall

A = Depth = _____



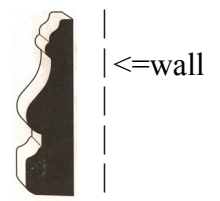
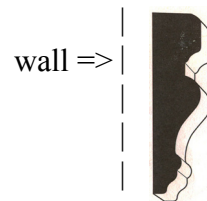
Length of Curve _____

4) STRAIGHT LENGTHS

Total Feet (Meters)

Required: _____

5) ORIENTATION circle one



www.imperialproductions.com

Imperial Productions & Distribution Inc. sales@imperialproductions.com
1-800-399-7585, Fax 888-244-1083

copyright 2011 All Rights Reserved

New York
Toronto



Request for Quote

Company Name: _____

Contact: _____

Phone: _____ Fax: _____

Billing Address:

City: _____ State/Prov _____

ZIP (postal code) _____

Ship to (If Different)

City: _____ State/Prov _____

ZIP (postal code) _____

Circle Usage: Interior or Exterior

ResinMold™ for Curves & Arches: Please Fill in Above Form

PROCEDURE:

We will produce a written quote for your approval. It will be emailed or faxed to you with terms and conditions & payment form. The quote will itemize time lines and freight to your ship to address above. Local Taxes are charged where applicable, otherwise taxes are your responsibility to remit. As per our privacy policy all information is kept confidential. Not sold, rented or traded.



www.imperialproductions.com

Imperial Productions & Distribution Inc. sales@imperialproductions.com
1-800-399-7585, Fax 888-244-1083 copyright 2011 All Rights Reserved

**New York
Toronto**